

GETA

This high gloss white acrylic bath has a specific beveled shape and achrome handle included in the tub rim. The asymmetrical shape is come in two variants; a left and a right shape. Due to the 90 cm wide backcreates a comfortable lying shape, while in the narrower part of the bath leaves enough space for the legs. The depth of the bath allows you to fully immerse yourself in the warm water.



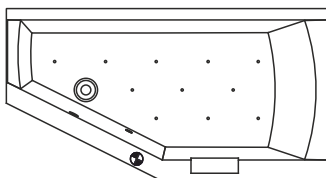
Riho acrylic bathtubs are made of high-quality acrylic, fully reinforced and all through white in colour. The acrylic baths are non-aging and UV resistant. The material is completely pore-free and smooth. Lime will adhere poorly so no bacteria remain. Therefore, the baths are easy to clean. The surface is pleasantly warm. Standard the bathtub does not include a legset and overflow/drain.

Article nr.	L x W x H (cm)	Volume* (ltr)	Weight (kg)	Water height (cm)	Option Rihopool**
B029001005 (R)	160 x 90 x 52	220	30	45	Air / Flow / Joy
B030001005 (L)					
B031001005 (R)	170 x 90 x 52	230	33	45	Air / Flow / Joy
B032001005 (L)					
B029008005 (R)	160 x 90 x 62	220	48	45	x
B030009005 (L)					
B031009005 (R)	170 x 90 x 62	230	51	45	x
B032010005 (L)					

* The contents of the baths are measured including the (average) volume of one person.

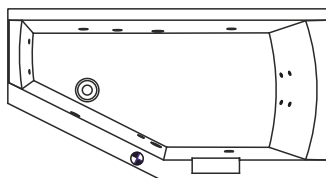
** Rihopool whirlpool systems already include a legset.

AIR



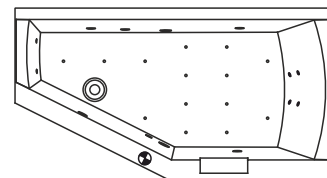
11 aerojets

FLOW



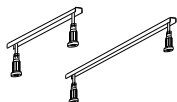
6+4+2 hydrojets

JOY



14 aerojets | 6+4+2 hydrojets

Additional to purchase



Legset 09
207097

Whirlpools already include a legset!



Mc Alpine
208867



Riho black
208711



Viega Multiplex
208873



Viega Multiplex Trio
208875

Optional to purchase



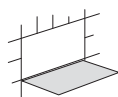
Headrest 11
207031



Headrest 11
207032



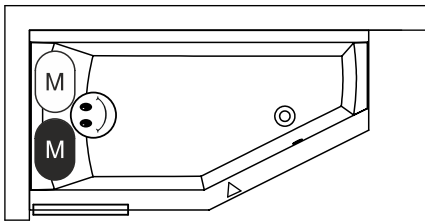
Scandic S500



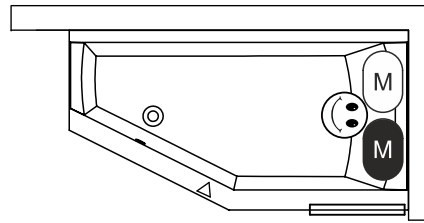
Inspection hatch
207019





Data is subject to changes and/or errors

Right type



Left type



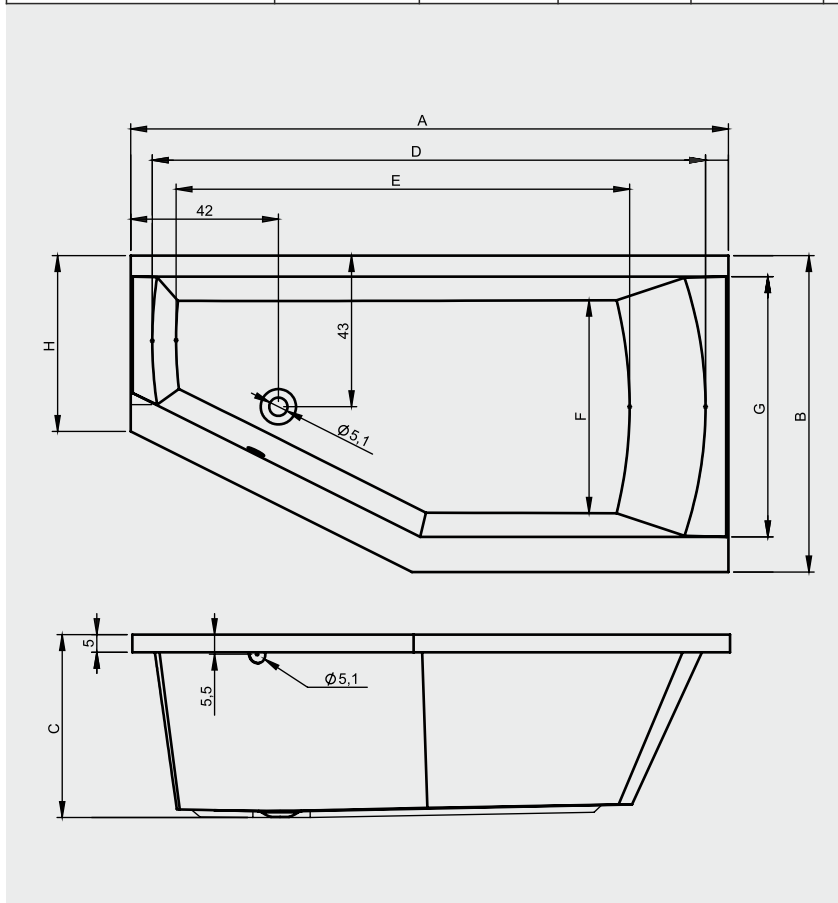
-  Motor in Air or Flow (Hydro or Aero)
Hydro motor in Joy (Hydro + Aero)
-  Aero Motor in Joy (Hydro + Aero)
-  Control panel
-  Service hatch

BATHSCREENS	<i>Scandic X500</i>	<i>Novik Z500</i>
--------------------	---------------------	-------------------

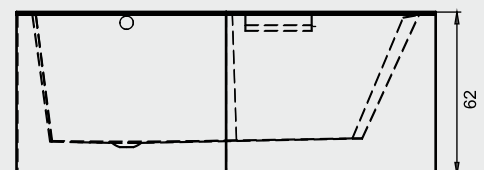
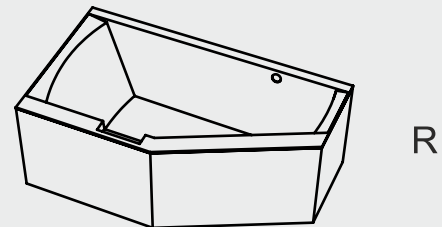
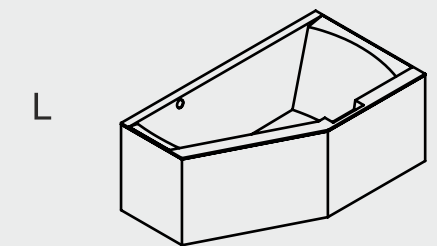
BATH	Acrylic panel	Height (cm)
B029001005 / B030001005	209284	58,5
B031001005 / B032001005	209285	58,5



Type	A	B	C	D	E	F	G	H
B029 / B030	160	90	52	147,5	119	60,5	74	50
B031 / B032	170	90	52	157,5	129	60,5	74	50



PLUG & PLAY



Data is subject to changes and/or errors